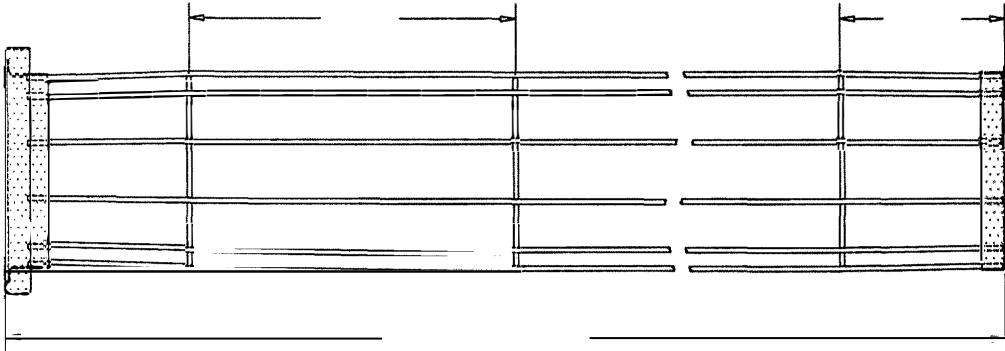
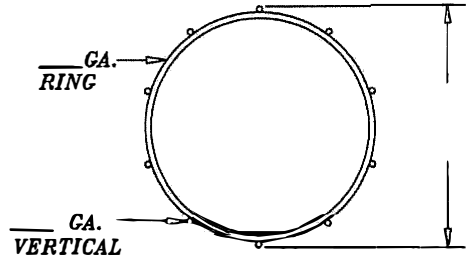
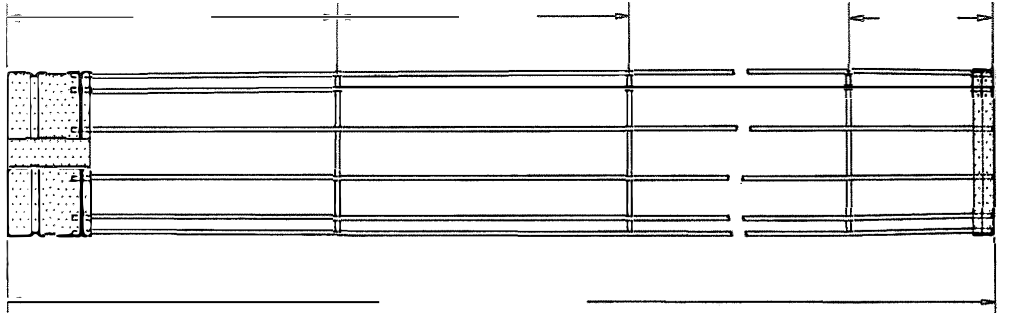


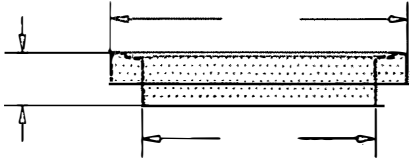
BAG CAGE SPECIFICATIONS

Please fill in or check the circles below for a quote. (For more details, see attached drawing)						
Quantity to Quote:						
Overall Length of Cage:						
Outside Diameter of Cage:						
Top Description (See attached Drawing):	Turned Down Flange Top <input type="radio"/>	Split Collar Top <input type="radio"/>		Other <input type="radio"/>		
Bottom Description:	Welded Cup (Typical) <input type="radio"/>	Formed Wire <input type="radio"/>		Other <input type="radio"/>		
# of Vertical Wires:	10 V <input type="radio"/>	12 V <input type="radio"/>	16 V <input type="radio"/>	20 V <input type="radio"/>	24 V <input type="radio"/>	
Ring Spacing:	6" <input type="radio"/>	8" (Typical) <input type="radio"/>		Other <input type="radio"/>		
Wire Gauge:	11 Gauge (Typical) <input type="radio"/>		9 Gauge <input type="radio"/>		Other <input type="radio"/>	
Venturi Required? Venturi Depth?	Venturi Required? <input type="radio"/>	YES <input type="radio"/>	NO <input type="radio"/>		Venturi Depth? <input type="radio"/>	
Material or Finish:	Basic Steel <input type="radio"/>	Galv. <input type="radio"/>	Type 304 S/S <input type="radio"/>	Type 316 S/S <input type="radio"/>	Powder Coated <input type="radio"/>	Other <small>See below</small> <input type="radio"/>
2pc. Construction: Type of Connection:	Formed Wire <input type="radio"/>		Twist-Lok <input type="radio"/>		Coupler Slide Lock <input type="radio"/>	
Packaging Requirements:	Boxes (Typical) <input type="radio"/>		Wood Frames <input type="radio"/>		Other <input type="radio"/>	
Special Requirements:						

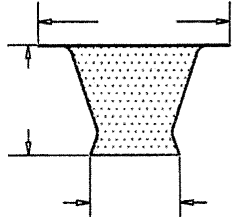


SELECT ONE

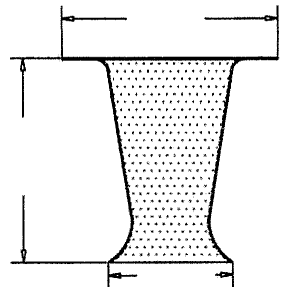
- 10 VERTICALS
- 12 VERTICALS
- 16 VERTICALS
- 20 VERTICALS
- 24 VERTICALS



COLLAR



VENTURI



VENTURI

FILL IN YOUR OWN SPECIFICATIONS

MATERIAL OPTIONS

- BASIC STEEL
- GALVANIZED STEEL
- 304 S.S.
- OTHER _____

ORDER FORM			
SCALE	NTS	DWG. BY	RAS
DATE	12/9/13	REV.	001
REF: D/BC/ORDER/FORM		PART. NO.	

Inc.